

# WATERSLIDES

Global Market Leader in Design, Manufacturing and Installation of Waterparks & Water Play Attractions

· 2 0 1 4



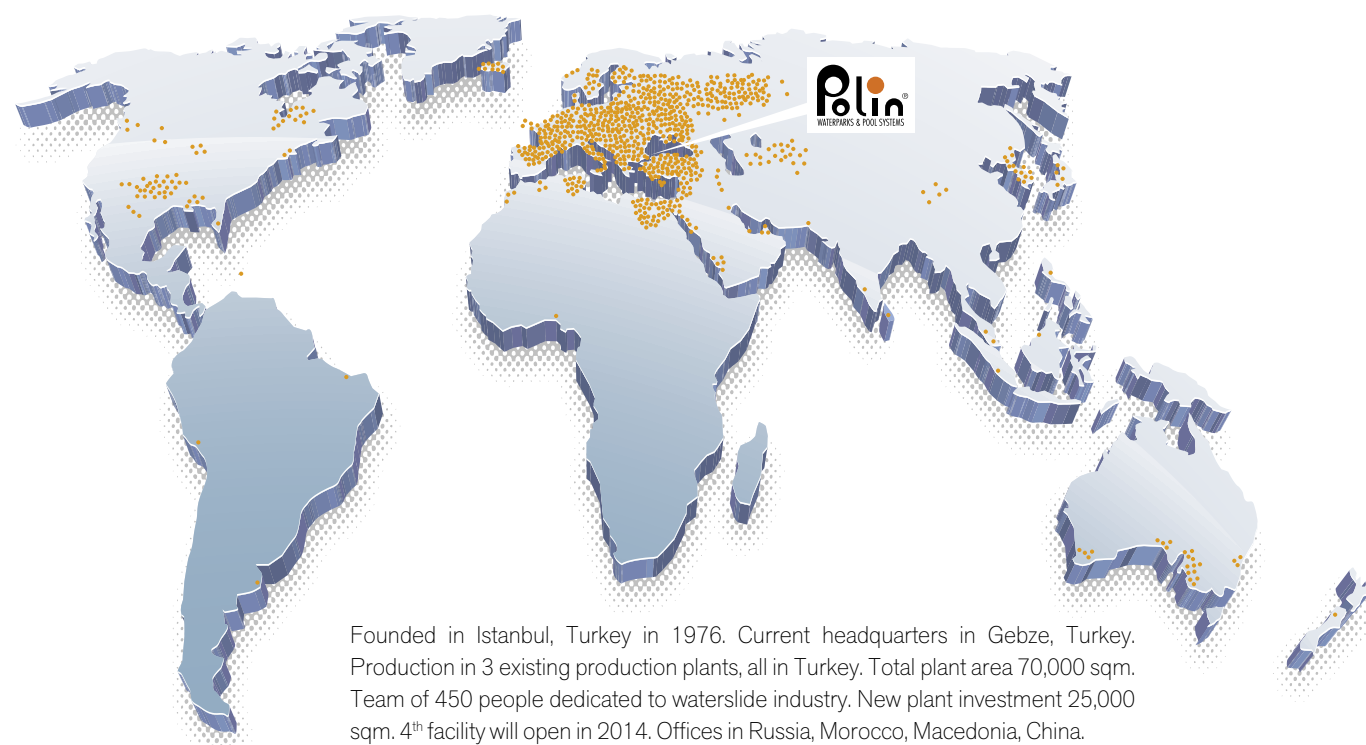
**Polin**<sup>®</sup>  
WATERPARKS & POOL SYSTEMS

# INDEX

EXTREME SLIDES  
RACER SERIES SPEED SLIDES  
FAMILY SLIDES BODY SLIDES  
INNER TUBE SLIDES

4 Wave Slide	6 Space Boat	8 Space Hole	9 Tsunami	10 Turbolance	12 Space Shuttle	13 Spheres
14 Combo Options	16 King Cobra	18 Racer Twin Turbolance	18 Racer Twin Space Boat	19 Racer Twin Hybrid	20 Twister Racer	21 Dragero
22 Multi Slide	23 Multi Surf / Uphill Multi Surf	24 Windigo	26 Magicone	27 Magic Sphere	28 Family Rafting Slide	30 Magic Hole
32 Navigatour	33 Uphill Navigatour	34 Rafting Slide	35 Big Hole	35 Black Hole	37 Kamikaze / Freefall	38 Twister
39 Flying Boats/ Uphill Flying Boats	40 Wide Slide	41 Looping Rocket	43 Giant Body Slide	44 Tunnel Body Slide	44 Aquatube	45 Compact Slide

We are proud to share our worldwide references with you. Polin has perfected hundreds of exclusive and successful projects all around the World: large scale parks, indoor parks, hotel/resort packages, from the largest to the smallest... Our customers choose us because our slides are innovative, of best quality, safe, long-lasting and profitable. The fact that most of our clients are repeat customers demonstrates our commitment to provide them excellent service, innovation and finest quality products every time.




# EXTREME SLIDES

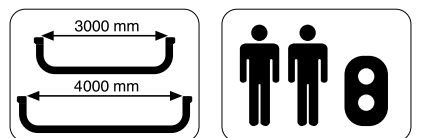
Our extreme slides are different than those of the other series. They differ both in terms of their distinctive design and ride path. Also, extreme slides contain multiple slide routes in one including vertical drops, classical ride paths, uphill ride routes, and centrifugal ride routes. In order to provide a frictionless surface on these giant slides, water spray jets are commonly used. Most of the slides in our Extreme group begin with a steep entry that provides riders with the thrill of "free falling". Polin has always been innovative and is continuing that tradition with these very sophisticated rides. Slides in the Extreme Series are available in any color and a high variety of configurations. You can download our fiberglass color chart from the "download" section of our web site to see the wide variety of color options.

4 Wave Slide	6 Space Boat	8 Space Hole	9 Tsunami
10 Turbolance	12 Space Shuttle	13 Spheres	14 Combo Options





Polin's new uphill ride is the Wave Slide: one of the latest Polin high-speed rides that offer screams, adrenaline, and fun. Engineered with maximum safety in mind, our Wave Slide delivers the highest level of ride performance. The ride is similar to the Tsunami Slide, but it is more suitable for narrower spaces. This ride is a breathtaking experience and it provides fun for every guest. After just one ride, visitors will keep rushing back!



**Depth** 500 mm (20") **Width** 3000/4000 mm (118/158") **Slope** 20/40% **Max. Capacity** 60x2 riders/h. **Exit** Run-out **Flow rate** 180 m³/h (790 USGPM)





Copa Copana, Athens - **Greece**



Aquasplash Marineland - **France**



Ondaland - **Italy**



Tropiclandia - **Finland**



Watercube, Tianjin - **China**

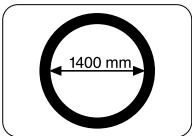


Aquafantasy, Selcuk, Izmir - **Turkey**



Yong Pyong, Pyung Chang - **Korea**

Space Boat is engineered to combine the excitement of the Space Hole and the joy of the Black Hole in one slide. One difference from the Space Hole is that this slide utilizes either single or double tubes. Guests first experience the surprise and the visual harmony of Black Hole, followed by the excitement of Space Hole using splash boats. Next comes the adventure with either Black Hole or Rafting Slide and finally the ride ends in a splash pool or aquacatch. Try the Space Boat for a truly magical experience!



Gural Premier, Antalya - **Turkey**




**Depth** 1.400 mm (55") **Width** 1.400 mm (55") **Slope** 13/20% **Max. Capacity** 120x2 riders/h. **Exit** Pool or Run-out **Flow rate** 520 m³/h (2290 usgpm)





Mimomas, Montpellier - **France**



Golden Bay, Gelindgik - **Russia**



Camping Le Pommier - **France**



Bluezest Waterpark, Balikesir - **Turkey**



Camping les Brunelles - **France**



Santorini Water Fantasy, Cha-am - **Thailand**




OCT East, Shenzhen - **China**



SA Centre, Marion - **Australia**




H<sup>2</sup>O Waterpark, Rostov-on-Don - **Russia**



Aquaworld, Budapest - **Hungary**

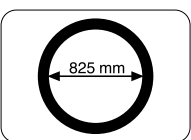


Rodos - **Sweden**



Tedin Waterpark, CheonAn - **Korea**


Space Hole is the new and exciting slide from Polin. It is engineered to create ultimate excitement and is one of the largest rides for speed riding. Guests experience three different levels of excitement in one slide. Starting an enclosed tube exiting into a huge open bowl and continuing with several whirls around the sides of the bowl with centrifugal force; the ride finally ends with a big splash into the 'hole.' Space Hole is a great addition to any waterpark. We also can put a 'lid' or cover on it and we then call it Aladdin's Lamp.



Waterwaves Land, Mashhad - **Iran**



When you are looking to add that truly unique waterslide experience or ride, why not turn to our fantastic, one-of-a-kind ride that competes against others in the industry; but at a fraction of the cost. An energetic, safe, fun, innovative and high capacity Polin ride: Tsunami. As the name suggests Tsunami is unlike any other water ride you've experienced. Tsunami is strategically developed to ensure 'end to end' excitement and an unforgettable ride experience. A "must have" for new parks, and a great addition to existing ones, Tsunami promises to keep your valued guests happy.







Turbolance, one of Polins extreme slides, is specially designed for your guests to experience the rush of different sliding paths. Riders will first experience a steep drop and then are propelled uphill. They then experience another unforgettable path, this time a reverse path taking them over a bump and ending into a splash pool. This slide is a combination of Polin Flying Boats and Polin Wave Slide. Turbolance is another concrete example of Polin's customer oriented, flexible, and efficient design understanding. Although Turbolance promises to deliver an unforgettable ride experience with its standard design; it is possible to combine it with Black Hole or Rafting Slides to increase the level of adrenaline. When it starts

with one of these slides, the slide offers a comparatively slower sliding path at the start but then quickly speeds up. These versions are mostly preferred in indoor parks. Especially with the Black Hole start version, it will surely become the attraction center of your park. You can use the slide either with single or double splash boats. This also enables you to choose between a pool or a run-out for the exit part. We guarantee that your guests ending in this slide will start again sliding Turbolance very soon. Be prepared for the queues!







Odessa Waterpark - Ukraine



Watercube, Tianjin - China

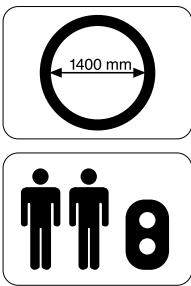


Iranian Waterpark, Mashhad - Iran



Odessa Waterpark - Ukraine

Opened in Iranian Waterpark, Iran & Odessa waterpark, Ukraine, this new adrenaline waterslide offers an exciting ride path. The main features are its design configuration, unique form and ride path. Fully open, fully enclosed and half closed versions are available. Configuration enables to choose between a pool or a run-out for the exit part.



Watercube, Tianjin - China



Polin is proud to share another streamlined design waterslide: Spheres. Unlike giant "Magic Sphere", Spheres consist of several smaller shape spheres and tunnel slide parts in between. Similar to "Magic Sphere", many theme applications and colorings go perfect with the ride due to the geometrical shape of the spheres. In terms of riding experience, the main feature is the rider's going into the sphere with a drop and doing the fast forth and back movement inside the sphere and leaving the sphere again with a drop. It is a two person ride. Polin's Natural Light Effects and Special Pattern Effects technologies can be applied. Spheres is being produced by Resin Transfer Molding Composites technology so it proves itself to be a superior quality waterslide aesthetically and physically.

### PRODUCT FEATURES

- Unique ride path
- Perfect geometry to go with different theme application & coloring options
- Strong Visual Impact
- Fully enclosed version for a completely dark attraction
- Partly open version available. The sphere can be half open or partly open
- Translucenct version available
- Polin's "Natural Light Effects" system applicable
- Conveyor or tower available as an entry option
- Special effects (Visual, Auditory) available as optional
- Double, triple, quadruple versions are available
- Pool or run-out for the exit part

Opening in Aquacolors, Porec, Croatia in 2014



Plan View



13



Aquafantasy, Selcuk, Izmir - Turkey

**Depth** 1400/6000 mm (55/236") **Width** 1400/8250 mm (55/325") **Slope** 10/13% **Max. Capacity** 120x2 riders/h.  
**Exit** Pool or Run-out **Flow rate** 120+(nx360) m³/h (528+(nx1585) USGPM)

**Depth** 1400/5200 mm (55/205") **Width** 1400/5200 mm (55/205") **Slope** 10/13% **Max. Capacity** 120x2 riders/h.  
**Exit** Pool or Run-out **Flow rate** 120+(nx300) m³/h (528+(nx1321) USGPM)



# COMBO OPTIONS

NEW





14

"Contact to Polin Design Office for Combo Opportunities"

# RACER SERIES

We are happy to expand our line with a sophisticated ride group: Racer Series. Racer Series is another example of Polin's customer oriented, flexible, efficient design understanding. It is a brand new trend in waterslide industry. Racer Series consist of high speed, high capacity, racing, and multi lane rides.



16

King Cobra

18

Racer Twin  
Turbolance

18

Racer Twin  
Space Boat

19

Racer Twin  
Hybrid

20

Twister  
Racer

21

Dragero

22

Multi Slide

23

Multi Surf /  
Uphill Multi  
Surf

24

Windigo





Six Flags Great Adventure, NJ - USA



Terme, Olimia Podcetrtek - Slovenia



Santorini Waterpark, Cha-Am - Thailand



Maxx Royal, Antalya - Turkey



Maxx Royal, Antalya - Turkey



Humangasour Theming / CN Waterpark - Thailand



Crystal Water World, Antalya - Turkey



Six Flags Great Adventure, NJ - USA



Aqualand Frejus - France

PRODUCT FEATURES

- World's first circular, racing, tube slides
- Unique self fiberglass theming and coloring
- Strong visual impact
- Strong spectator appeal
- High capacity ride
- A true racing slide (circular racing with turns, twists)
- Fully open version available
- Fully enclosed version available for a completely dark attraction
- Half closed-half open version available
- Suitable for indoor installations
- "Natural Light Effects" system applicable
- "Special Pattern Effects" system applicable
- V-RTM composites production technology
- Conveyor or tower available as an entry option
- Special effects (visual, auditory, foggy) effects available as optional
- Alternative theming options available
- Each slide can be used with both single and double tubes
- Configuration enables to choose between a pool or a run-out for the exit part

KING COBRA is a gorgeous waterslide that offers one of the most "intense" riding experiences of the industry, while proving itself as the number one attraction in terms of visual impact and spectator appeal. It creates a truly different experience both for the riders and spectators. With its unique design configuration, fiberglass theming, coloring and its unique riding path, it will surely be the most attractive attraction in your park.

The core feature of the patent pending KING COBRA is its unique configuration that enables 2 double tubes to race through a circular path with twists, turns, and surprises. The heart pounding ride continues as riders experience the drop of their lives racing and entering into the snake's valley at the same time.

King Cobra US Design  
Patent No: US D650, 463 S



Watercube, Tianjin - China

Typical Height	17,30 m (56,75 ft)
Depth	500/750/1 500 mm (20/30/59")
Width	2x1400 mm (2x55")
Slope	10/40%
Max. Capacity	120x4 pers/h.
Tubes	Double
Length of the Slide (each)	82,5 m (270,7 ft)
Drop Angle	50 Degrees
Speed	32 mph
RTM, NLE, SPE Applicability	Yes
Exit	Run-out
Flow rate	340 m³/h (1.497 USGPM)
Space Required	56 m x 20 m (180 ft x 66 ft)
Total number of parts	223 pcs
Total number of stamps	23.600 pcs



Aqualand Frejus - France



THE WORLD'S FIRST CIRCULAR RACING TUBE SLIDES



The core feature of Polin's latest venture, Racer Twin Turbolance is its innovative design consisting of two double-tubes configured side by side along a circular path. The ride's path is actually two slides in one. The double tubes accommodate two riders in each for a total of four, making it a high capacity ride. The path takes exciting twists and turns before reaching an enclosure that suddenly plunges riders down a nearly vertical drop at speeds of up to 52 kilometers per hour. The double-tubes diverge at this point into 2 Turbolance's and then the riders are propelled uphill vertically. Then they experience unforgettable reverse path taking them over a bump and ending into a splash pool or a dry-out.

**18** **Depth** 500/750/1500/1400/730 mm (20/30/59/55/29") **Width** 2x1400/1400/6000/4000 mm (2x55/55/236/158") **Slope** 10/40%  
**Max. Capacity** 120x4 riders/h. **Exit** Pool or Run-out **Flow rate** 560 m³/h (2466 USGPM)



Racer Twin Spaceboat has the same innovative path as RTT consisting of two double-tubes configured side by side along a circular path. The double tubes accommodate two riders in each for a total of four, making it a high capacity ride. Each path takes exciting twists and turns before exiting into a huge open bowl and continuing with several whirls around the sides of the bowl using centrifugal force.

**Depth** 500/750/1500/1400 mm (20/30/59/55") **Width** 2x1400/1400 mm (2x55/55") **Slope** 10/20% **Max. Capacity** 120x4 riders/h.  
**Exit** Pool or Run-out **Flow rate** 1.280 m³/h (5636 USGPM)



- PRODUCT FEATURES**
- The world's first circular racing tube slide
  - High speed, tube racing, multi lane ride
  - High capacity ride (The unique double slide feature effectively doubles capacity over 'regular' water park slides)
  - A truly racing slide (Circular racing with turns, twists)
  - Fully open version available
  - Fully enclosed version available for a completely dark attraction
  - Half closed- half open version available
  - Natural light effects system applicable
  - Launch conveyor or tower available as an entry option (Launch conveyor guarantees simultaneous riding experience)
  - Strong spectator appeal
  - Theming options available
  - The entry part can be combined with Ø 1400 Series
  - The exit part can be combined with Polin Wide Slide Series
  - Configuration enables to choose between a pool or a run-out for the exit part
  - Each slide can be used with both single and double tubes (Share the experience or try it alone)

**Part 1** **Depth** 500 / 750 / 1500 / 1400mm (20 / 30 / 59 / 55")  
**Width** 2x1400 / 1400mm (2x55 / 55") **Slope** 10/20%  
**Max. Capacity** 120x4 riders/h. **Exit** Pool or Run-Out  
**Flow Rate** 400 m³/h (1.760 USGPM)


**Part 2** **Depth** 500/750/1500/1400/730 mm (20/30/59/55/29") **Width** 2x1400/1400/6000/4000 mm (2x55/55/236/158")  
**Slope** 10/40% **Max. Capacity** 120x4 riders/h. **Exit** Pool or Run-out **Flow rate** 360 m³/h (1.585 USGPM)



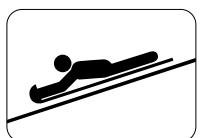


Starting with enclosed twister slides and transforming into the high speed multiracer lanes. To engineer this ride, Polin combined its popular Twister slide with a head-first mat racer multi-lane slide. With this combo the rider can experience two rides at once! This high capacity, high speed mat racer ride allows four riders at a time to experience the thrill at Costa Adeje. Configuration allows 2-4-6-8-10 lanes as well.

Twister Racer is built using Polin's closed molded RTM (resin Transfer Molding) technology which makes the slide perfectly shiny on both sides and the Twister Racer also features Polin's patented Natural Lights Effects technology on all four slides.



Dragero is mostly designed for outdoor installations. It is a sophisticated, thrilling ride that starts with high-speed multiracer lanes, a big drop, an uphill ride route, and finally transforms into enclosed aquatube slides and ends in an aquacatch. Dragero is a mat racer slide; standard or head-first. With multi-color options and combinations according to the client needs, it offers a visual feast for the patrons of the parks. This stunning and gorgeous slide is compatible with any theme. As a high capacity ride, it will help parks manage their queues. The slide is available in any color and a high variety of configurations. Our fiberglass color chart is downloadable from "download" section of our web site with a wide variety of color options.




**Depth** 825 mm (33")/650 mm (26") **Width** 825 mm (33")/nx650 mm (nx26") **Slope** 10/40% **Max. Capacity** 120 x lane riders/h. **Exit** Run-out **Flow rate** nx90 m³/h (nx396 USGPM)

**Part 1 Depth** 825 mm (33") **Width** 825 mm (33") **Slope** 10/40% **Max. Capacity** 120 x lane riders/h. **Exit** Run-out **Flow rate** nx150 m³/h (nx660 USGPM)  
**Part 2 Depth** 650 mm (26") **Width** nx900 mm (35") **Slope** 10/40% **Max. Capacity** 120 x lane riders/h. **Exit** Run-out **Flow rate** nx150 m³/h (nx660 USGPM)





Fodele, Crete - **Greece**



Avonturenpark, Hellendoorn - **Netherlands**



Karlovy Vary - **Czech Republic**



Dream Island, Kiev - **Ukraine**



Ceske Budejovice - **Czech Republic**

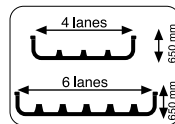
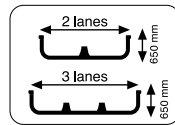
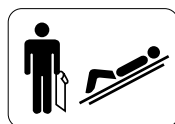


Tropiclandia - **Finland**



Izvor Waterpark - **Serbia**

Big or small, long or short, if you want to increase the fun factor in your park or pool facility you must consider adding one of these slides. With the Multislide, customers can choose whether or not they want to slide down with a standard mat. Multisurf is the version in which customers slide down with head first mats (mat racing). These interactive slides let everyone enjoy the thrill of head to head action. We offer a waterslide path of two to six lanes. A waterpark is never complete without a Multislide and/or Multisurf.



Aqua Toy City, Cesme, Izmir - **Turkey**



Duzce Aquapark, Duzce - **Turkey**

**Depth** 650 mm (26") **Width** nx900 (nx35") **Slope** 20/40% **Max. Capacity** 120xn riders/h. **Exit** Pool or Run-out **Flow rate** nx60 m³/h (nx264 USGPM)



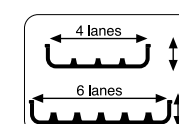
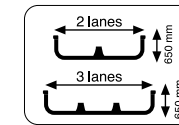
Vinpearl - **Vietnam**



**Depth** 650 mm (26") **Width** nx900 (nx35") **Slope** 20/40% **Max. Capacity** 120xn riders/h. **Exit** Run-out **Flow rate** nx30 m³/h (nx132 USGPM)

## UPHILL MULTISURF

Uphill MultiSurf is Polin's brand new uphill, multilane thrill ride. Uphill MultiSurf is a multi-lane uphill ride (a rollercoaster-style ride) where riders go uphill. The slide can be ridden head first with mats suitable for mat racing.



Opened in  
Cowabunga  
Bay,  
Las Vegas in  
2014

**Depth** 650 mm (26") **Width** nx900 (nx35") **Slope** 20/40% **Max. Capacity** 120xn riders/h. **Exit** Run-out **Flow rate** nx60 m³/h (nx264 USGPM)

## MULTISURF



Club Ali Bey Manavgat, Antalya - **Turkey**

On MultiSurf, guests slide down head first with mats (mat racing). This slide makes you enjoy the joy of head to head action. The ride is available with a waterslide path from two to six lanes. A waterpark is never complete without a Multislide and/or MultiSurf.



Bugis Waterpark, Makassar - **Indonesia**



Boris Trajkovski Waterpark, Skopje - **Macedonia**





Windigo is a sophisticated, thrill ride that begins with enclosed aquatube slides that transform into high-speed multi-racer lanes. Windigo, a high-speed mat racer slide, can be ridden standard or head-first, and has quatriple, sextuple, and octuple options. Windigo has indoor and outdoor installation options and even an indoor-outdoor combination. With multi-color options and combinations according to the client needs, Windigo offers a visual feast for the patrons of your park. Flexibility with the design allows Kamikaze or Freefall options for the multi-racer part of the slide. This stunning and gorgeous slide is compatible with any theming. As a high capacity ride, it will help manage a park's queues. **This award winning high-end design and engineering ride from Polin proved itself to be the center of attraction at any waterpark.**




# FAMILY SLIDES

Living the joy of riding experience together as a family is now possible with our Family Slides. Our Family Slide Series consist of many rides of different diameters and designs. They can be open or tube slides. Since the waterpark experience is a family type of environment, family slides are of crucial importance to a successful Waterpark. This series can accommodate two to six people per raft, making it a great high capacity ride. A conveyor system can be adapted to launch the rafts. Our Family Slide Series are available in any color and a high variety of configurations; open and closed. You can download our fiberglass color chart from "download" section of our web site for your selection with a wide variety of color options.


- 26  
Magicone
- 27  
Magic Sphere
- 28  
Family Rafting Slide
- 30  
Magic Hole



NEW



MAGICONE



Front View

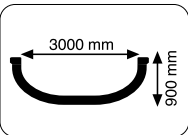
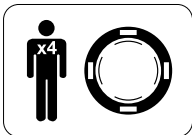


Plan View

### PRODUCT FEATURES

- High Capacity Ride
- Unique geometrical shape
- "Stream-lined" design
- Longer ride path compared with the same series of its equivalents
- Parabolic design adds on the adrenaline
- Surprising changes of momentum
- Available as Magic Shine
- Configuration enables to choose between a pool or a run-out for the exit

Magicone is a new high capacity waterslide with a unique riding experience and design. It is unique in terms of its geometrical form offering a comparably longer and more exciting path. It will surely be an attraction center at your park.



Depth 24 m (79 ft) Width 25/3.8 m (82/12 ft) Slope 10/40% Max. Capacity 120x4 riders/h. Exit Pool or Run-out Flow rate 1.040 m³/h (4579 USGPM)

# MAGIC SPHERE



NEW



CN Amazone Waterpark - Thailand

### PRODUCT FEATURES

- Enables riders experience a new path each time
- Perfect geometry to go with different theme application & coloring options
- Strong visual impact
- High capacity ride / 4-6 persons
- Fully enclosed version for a completely dark attraction
- Partly open version available. The sphere can be half open or partly open
- Translucency available
- Natural Light Effects system applicable
- Conveyor or tower available as an entry option
- Special effects (visual, auditory, foggy) available as optional
- Configuration enables to choose between a pool or a run-out for the exit part
- Design configuration enables a higher circulation



Typical Height	24 m (78 ft)
Depth	20 m (66 ft)
Width	20 m (66 ft)
Slope	10/60%
Max. Capacity	120x4 riders/h.
Tubes	Family
Length of the Slide	each 27 m + 40 m (88.5" + 131") total 219 ft
Drop Angle	32 Degrees
Speed	14 m/s - 50 km/h - 32 mph
RTM, NLE, SPE Applicability	Yes
Exit	Pool or Run-out
Exit Combination	Available with 1 Big Hole Available with 2 Family Rafting Slide
Flow rate	1.200 m³/h (5284 USGPM)
Space Required	48 m x 48 m (157 ft x 157 ft)
Adrenaline Index	5/5



Plan View



Front View





28

29

**THE FIRST AND THE ONLY RTM-MANUFACTURED FAMILY SLIDE IN THE INDUSTRY**

# FAMILY RAFTING SLIDE



Aquafantasy, Selcuk, Izmir - Turkey



**Big Hole Family Rafting**

37 Degree Dream Sea Waterpark, Yantai - China



**Big Hole Family Rafting**  
**Depth** 2800 mm (110") **Width** 2800 mm (110") **Slope** 10/13% **Max. Capacity** 180x4 riders/h. **Exit** Pool or Run-out **Flow rate** 400 m³/h (1761 USGPM)



Gural Premier, Antalya - Turkey

Family Rafting makes it possible to share entertainment and excitement. You can experience the joy of twists, turns and drops as a family in one of our 6-8 passenger circular inflatable rafts. A conveyor system delivers the boats safely to the start platform. Polin is the only company in the industry that offers RTM manufactured family rides (3000) with a perfectly shiny finish on both sides.



Travco Waterpark, Makadi - Egypt



Aquavillage - Italy

**Version 1** **Depth** 900 mm (36") **Width** 3000 mm (118") **Slope** 10/13% **Max. Capacity** 180x4 riders/h. **Exit** Pool or Run-out **Flow rate** 400 m³/h (1761 USGPM)  
**Version 2** **Depth** 900 mm (36") **Width** 4000 mm (158") **Slope** 10/13% **Max. Capacity** 180x6 riders/h. **Exit** Pool or Run-out **Flow rate** 600 m³/h (2640 USGPM)





30

Golden Bay, Gelindgik - Russia

# MAGIC HOLE

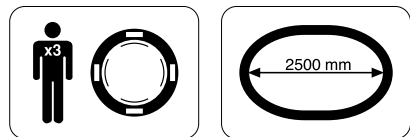


Sommaroya - Norway



Copa Copana, Athens - Greece

This enclosed slide, with its unique elliptical shape and flat bottom, is a promising new Polin slide that will deliver an unforgettable ride experience with twists, turns, and drops. You can use Magic Hole with single, double, or triple inner tubes, and even family boats that seat four. This makes it possible to share the joys of riding with your family and your friends. If you like enclosed slides with more space, Magic Hole will surely be right choice for you and will be a traffic-building addition to your park.



# INNER TUBE SLIDES

The slides in our inner-tube series are often the most popular rides of the parks. Our unique Magic Shine and Natural Light effect systems add great value to this series. The appearance of this group's slides is similar to Body Slides. However they differ from Body Slides since Inner Tube Slides require a higher flow rate and they have a much bigger diameter.

For the rider, there is another important difference which is now there is a vehicle between the rider and the ride, namely tubes and rafts. Our inner tube slides are designed to be ridden with a tube or raft. The double, triple and bigger rafts and tubes increase the capacity of the rides therefore they are kind of indispensable for the parks. Some tubes allow up to 8 riders at one time. So it is truly a family fun experience. These riders enable the less courageous ones to live the experience of adrenaline rides since they feel safer while riding together with someone they trust. They are a great way to introduce youngsters to water slides. Slides in our Inner Tube Series are suitable for both indoor and outdoor installations and they are available in any color and a high variety of configurations. You can download our fiberglass color chart from the "download" section of our web site to see the wide variety of color options.

- 32 Navigatour
- 33 Uphill Navigatour
- 34 Rafting Slide
- 35 Big Hole
- 35 Black Hole







32

Aquafantasy, Selcuk, Izmir - **Turkey**

33

Jungle Aquapark, Hurghada - **Egypt**



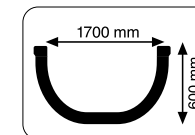
Aquafantasy, Selcuk, Izmir - **Turkey**



Aqualand, St Cyprien - **France**

From the beginning, the riders are accelerated by hydro jets and water injection propulsion and are taken uphill to later slide down again. The experience is very much like a rollercoaster. What is totally different about the Navigatour is that your guests start their journey at the pool level. They don't need to climb a tower! Throughout their journey, they will rise and fall and surely catch different perspectives of your park.

Your guests will suddenly find themselves at the start of the Navigatour while floating leisurely down your lazy river/pool. Capable of carrying one or two riders, Navigatour can be installed to take riders either from floating queues in lazy rivers at ground level or from towers where they can experience big steep drops. Navigatour offers a more flexible design compared to many other slides and is ideal for indoor waterparks. The length of this journey is totally up to you, it is even possible for your guests to discover the entire park with Navigatour. With the help of rises and falls, it is possible for Navigatour to end at the pool level or connect to another Polin slide. This can allow your park to turn into an attraction center. Due to its flexibility, Navigatour has been already voted as the best attraction in many parks.



**UPHILL NAVIGATOURL**  
Our new slide, Uphill Navigatour, is a "water coaster." It is truly a magical experience for your guests. It reminds the power of water once again...







Avonturenpark, Hellendoorn - **Netherlands**

# RAFTING SLIDE



Izvor Waterpark - **Serbia**



Aquaworld, Budapest - **Hungary**



Delphin Imperial, Antalya - **Turkey**



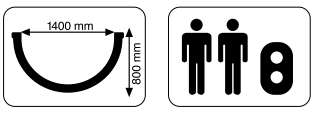
**Europe's Longest Waterslide. 300 m**

Odissea 2000 - **Italy**



Bluzest, Balikesir - **Turkey**

With a radius of 800x1400 mm, our Rafting Slide is an open tube slide that offers an unforgettable ride experience. You will discover something new and exciting at every corner! Friends, spouses, and families can experience the joy of sliding together, and their laughter will be heard all around the park. Since the Rafting Slide has the same sections as our Black Hole slide, we can combine these two so that riders can enjoy the experience of both an open and tunnel slide in one. It is a good alternative for those who find the Tsunami and Space Hole rides too exciting and also for those who do not prefer covered slides like the Black Hole.



**Depth** 800 mm (32") **Width** 1400 mm (55") **Slope** 10/13% **Max. Capacity** 180x2 riders/h. **Exit** Pool or Run-out **Flow rate** 120 m³/h (528 USGPM)



Avonturenpark, Hellendoorn - **Netherlands**



Aquatoy, Cesme, Izmir - **Turkey**



Cape of Good Hope, Berdyansk - **Ukraine**

# BLACK HOLE

Our Black Hole enclosed tube slide is quite simply our most popular ride. It offers an incredible and unique ride experience. We've added a variety of special effects to this slide that no other manufacturers are offering. By directly adding color effects into the fiberglass tube, we are able to offer a unique, dramatic visual effect within the ride. The natural lighting effects create a visual harmony with the water inside and make this ride even more attractive. You can travel at high speeds while enjoying the visual effects all around. With the Black Hole in your park, customers will keep rushing back.



**Depth** 1400 mm (55") **Width** 1400 mm (55") **Slope** 10/13% **Max. Capacity** 180x2 riders/h. **Exit** Pool or Run-out **Flow rate** 120 m³/h (528 USGPM)



Bugis Waterpark, Makassar - **Indonesia**



Golden Bay, Gelindjik - **Russia**

# BIG HOLE



Club Ali Bey Manavgat, Antalya - **Turkey**


Big Hole is a bigger Black Hole. You can experience the joy of sliding with bigger tubes and with the whole family. Just like the Black Hole, the visual harmony in the water within the ride make this ride even more attractive for riders.



**Depth** 2000 mm (79") **Width** 2000 mm (79") **Slope** 10/13% **Max. Capacity** 180x3 riders/h. **Exit** Pool or Run-out **Flow rate** 250 m³/h (1101 USGPM)



Adam&Eve Hotel, Antalya - **Turkey**



Oer Erkenschwick - **Germany**



# SPEED SLIDES

To give a feeling of maximum vertical drop to the riders, these rides tend to be straight forward drops from start to end. The only exception is our Twister where we use soft curves to maintain the distinctive design of the slide. With our Speed Slides riders can experience the highest ride speed from the tallest start towers. As a result, these slides are definitely the most exciting, adrenaline pumping rides, and are also some of the most dramatic slides due to their height. With 38 years of industry experience and expertise, and by strictly following all norms like ASTM and EN, we make sure the riders feel completely safe while experiencing the highest level of adrenaline. The slides belonging to this group are usually are the highest slides of the park and therefore can be seen outside the park. These slides are the center of attraction not only for the riders, but for the all patrons in the park. Our Speed Slides Series is available in any color and a high variety of configurations. You can download our fiberglass color chart from the “download” section of our web site to see the wide variety of color options.

- 37

Kamikaze / Freefall
- 38

Twister
- 39

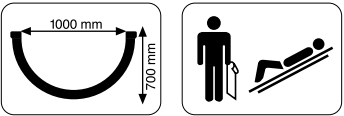
Flying Boats
- 40

Wide Slide
- 41

Looping Rocket



**KAMIKAZE**  
Kamikaze is expertly engineered to deliver a thrilling high-speed experience. Kamikaze's configuration features a slide path consisting of "more than just one fall". Guests experience the excitement and the fun of falling over a multi-bump slide path, without compromising safety. This crowd-pleasing slide is one of the park favorites.



**FREEFALL**  
Freefall offers you one of the most exciting drops in your life without compromising safety. Are you ready to let go? Freefall is a great mix of excitement, adrenaline, and entertainment. Give it a try!





# TWISTER

Aquapark City, Sharm El Sheikh - Egypt



Travco Makadi Waterpark - Egypt



Izvor Waterpark - Serbia




Waterwaves Land, Mashhad - Iran




Cape of Good Hope, Berdyansk - Ukraine

There are some slides that keep everyone talking. You may have heard people proudly saying, "I survived the Twister!" Brace yourself – Twister is a legend. It is a blend of speed and fun, welcoming the ones who love high adrenaline. Twister can be manufactured in any translucent or opaque colors, and can even have special figures on the outer part of the slide. The ride may consist of two, three or four knitted slides. Not all of your guests will have the courage to try Twister, but the ride will surely be worth watching for all your guests.



Maxx Royal, Antalya - Turkey

Depth 825 mm (33") Width 825 mm (33") Slope 20/40% Max. Capacity 120x2 riders/h. Exit Pool or Run-Out Flow rate 90 m³/h (396 USGPM)



# FLYING BOATS UPHILL FLYING BOATS

Tedin Waterpark, CheonAn - Korea



Aquapark, Sharm El Sheikh - Egypt



Club Ali Bey Manavgat, Antalya - Turkey



Izvor Waterparks - Serbia



Strathclyde - Scotland



Copa Copana, Athens - Greece

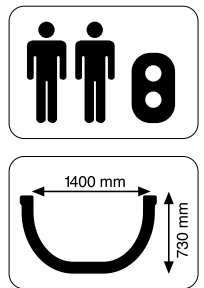


Gural Premier, Antalya - Turkey



Silence Beach, Antalya - Turkey

For a popular thrill slide utilizing splash boats, we offer the Flying Boats Slide. Our Flying Boats are available in two different configurations. One is a downhill ride and the other is uphill, where riders go uphill on jetted water, much like a rollercoaster. The guests will have a journey full of surprises, they will go down and then up, and when they think it's all over, they will experience a surprise drop. Flying Boats provide expertly engineered paths that max out the thrill factor while maintaining complete rider safety.



Depth 730 mm (29") Width 1400 mm (55") Slope 20/30% Max. Capacity 120x2 riders/h. Exit Pool or Run-Out Flow rate 90 m³/h (396 USGPM)  
UPHILL Vers. Depth 730 mm (29") Width 1400 mm (55") Slope 20/30% Max. Capacity 120x2 riders/h. Exit Pool or Run-Out Flow rate 180 m³/h (792 USGPM)





Lykia World, Antalya - Turkey


## WIDE SLIDE



Royal Wings, Antalya - Turkey



Lilyum Hotel, Antalya - Turkey



Cornelia Hotel, Antalya - Turkey

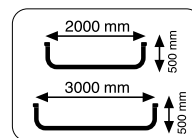


Terrace Hotel, Antalya - Turkey



Aquaworld, Budapest - Hungary

Our Wide Slides offer a smooth ride while ensuring safety and enjoyment your customers can count on. Of our Wide Slides, Flying Carpet and Rainbow are the most popular. Flying Carpet is a unique slide to Polin, onto which we can place any custom gel coat design. Although most park owners prefer the traditional carpet design; we are able to add any logo, park name, mascot figure, or design onto the surface of this slide. The Rainbow Slide is of the same form as the Flying Carpet Slide with the beautiful rainbow form. This special design creates one of the most alluring and distinctive slides, and adding a Rainbow Slide to your park will attract new customers and clients like a pot of gold. **An uphill version of the wide slide is now available to maximize the capacity and the thrill factor in your park!!!**



**Depth** 500 mm (20") **Width** 2000/2200/3000/4000 mm (79/87/118/158") **Slope** 20/40%  
**Max. Capacity** 120x2 / 120x2 / 120x3 riders/h. **Exit** Pool or Run-Out **Flow rate** 60 m³/h (264 USGPM)

## LOOPING ROCKET

Opening in  
Aquacolors,  
Porec,  
Croatia  
in 2014

Opening in  
Banana  
Republic,  
Crimea,  
Ukraine  
in 2014

Opening in  
Odessa  
Waterpark,  
Ukraine  
in 2014

Opened in  
Hungarospa,  
Hungary  
in 2014



Koblevo Orbita Waterpark, Odessa - Ukraine



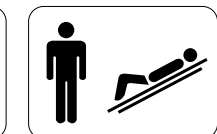
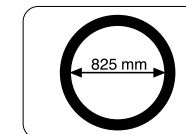
Santorini Water Fantasy - Thailand



Odessa Waterpark - Ukraine



Looping Rocket is a high adrenaline ride. Are you ready to let go? Then get ready for one of the most extreme drops you can experience. We offer this ride with "Magic Shine" and in Magic Shine translucent colors.



**Depth** 825 mm (33") **Width** 825 mm (33") **Slope** 20/40% **Max. Capacity** 120 riders/h. **Exit** Run-Out **Flow rate** 90 m³/h (396 USGPM)



# BODY SLIDES

This group of waterslides pumps water to the top and lets it flow through a flume letting the rider slide to the bottom using the the pull of gravity. Though they are the oldest kind of waterslide, these are still “must haves” for every waterpark. Body Slides are the original waterslides and they usually follow a very gentle and curvy path. Still, some body slides are designed to reach fairly high levels of speed. Due to their flexibility, Body slides have always been popular. They are suitable for both indoor and outdoor installations and can also be included in all hotel and resort packages. These slides can be designed as an open or enclosed tube; fast or slow; long or short; and can end in an aquacatch or in a pool. Since Body Slides have curves, the riders experience a longer ride while experiencing the excitement of the twists and turns as they approach the end. Most riders will be required to lie flat on their backs, and cross their arms over their chest on these types of slides. Our Body Slide Series are available in any color and we offer a wide variety of configurations. You can download our fiberglass color chart from the “download” section of our website to see the wide variety of color options.

- 43

Giant Body Slide
- 44

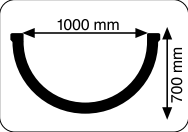
Tunnel Body Slide
- 44

Aquatube
- 45

Compact Slide



This is a very versatile open slide, ensuring a safe, smooth ride. It is ideal for all facilities, whether they be big, small, indoor, or outdoor. The large variety of design options make the Body Slide one of the most preferred slides in any waterpark facility. The path of the Body Slide consists of different drop sections and straightaways, which generate multiple levels of speed. The slide can be manufactured in either translucent or opaque colors (in any color & configuration).







Carnival Sunshine Cruise



Tedin Waterpark, CheonAn - Korea



SA Center, Marion - Australia



MSC Preziosa Cruise



New Market Olympic Pool - Australia



Gold Coast Holiday Park- Australia



Aquatoy City, Cesme, Izmir- Turkey

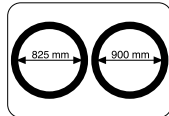


Avonturenpark, Hellendoorn - Netherlands



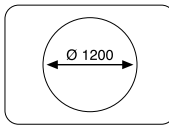
44 If you want to experience a short and a fast ride, choose Aquatube. With an 825mm radius, Aquatube is a relatively fast slide compared to the Tunnel Body Slide. The visual and auditory effects can be planned and added to create a visual harmony that your guests will never forget.

## AQUATUBE



**Depth** 825/900 mm (33/36") **Width** 825/900 mm (33/36") **Slope** 10/20% **Max. Capacity** 120 riders/h. **Exit** Pool or Run-Out **Flow rate** 90 m³/h (396 USGPM)

## TUNNEL BODY SLIDE



FunFun Beach Waterpark, GyeongSan - Korea



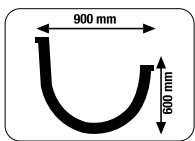
Halifax - Canada



Beamont, AB - Canada

Tunnel Body Slide is the one with the Ø 1200 mm radius and it is for those who like smoother enjoyable rides. If you prefer longer but a slower ride, try the Tunnel Body Slide.

With our Compact Slide, we offer a safe, smooth, comfortable, compact, and affordable waterslide. An engineering miracle... A truly compact design... Our design and engineering teams have proven themselves once again by creating a Compact Slide with special angles and radius components that allow it to fit into even the smallest of pool spaces. What is unique about Polin's Compact Slide is that it provides maximum room for riders of almost all ages and sizes. It does not matter if your pool area is narrow or small, the Compact Slide will fit. If you have a pool with limited pool area, our Compact Slide will add a great value to your place. Your guests will have a great time, and you will enjoy the easy operation and maintenance of a Compact Slide.



**Depth** 1200 mm (48") **Width** 1200 mm (48") **Slope** 10/14% **Max. Capacity** 180 riders/h. **Exit** Pool or Run-Out **Flow rate** 90 m³/h (396 USGPM)

**Depth** 600 mm (24") **Width** 900 mm (36") **Slope** 13/16% **Max. Capacity** 180 riders/h. **Exit** Pool or Run-Out **Flow rate** 90 m³/h (396 USGPM)





Aquafantasy, Selcuk, Izmir - **Turkey**



Carnival Sunshine - **Cruise Waterpark**



BoGwang - **Korea**



Aquasplash Marineland - **France**



Aquatoy City, Izmir - **Turkey**



Avonturenpark, Hellendoorn - **Netherlands**



Copa Copana, Athens - **Greece**



Taipo Aquatic Center - **Hong Kong**



Bluzest, Balikesir - **Turkey**



Grand Ucel, Mugla - **Turkey**



Eregli Aquapark, Zonguldak - **Turkey**



Waterwaves Land, Mashhad - **Iran**



Aquaparadise - **Bulgaria**



Aquapark, Sharm El Sheikh - **Egypt**



Jungle Aquapark, Hurghada - **Egypt**



Acquavillage, Cecina - **Italy**





Carnival Sunshine - Cruise Waterpark



Santorini Waterpark, Cha-Am - Thailand



Club Ali Bey Belek, Antalya - Turkey



Golden Bay, Gelendzhik - Russia



Aquaworld, Budapest - Hungary



Oka Gemchugina - Russia



Izvor Waterpark - Serbia



Vikingen Hotel, Antalya - Turkey



FunFun Beach, GyeongSan - Korea



Aqualoo, Sochi - Russia



Jungle, Kharkov - Ukraine



Bugis Waterpark, Makassar - Indonesia



Crystal Sunset, Antalya - Turkey



Hilton Dalaman, Mugla - Turkey



Gural Premier, Antalya - Turkey



Anamur Waterpark, Mersin - Turkey



Delphin Imperial, Antalya - Turkey



Maxx Royal, Antalya - Turkey



Aqualand Bassin d'Arcachon - France



Carnival Sunshine - Cruise Waterpark



Odessa Waterpark - Ukraine



# RTM WATERSLIDE TECHNOLOGY

- Aesthetically & Physically Superior Product
- Stronger and Lighter Waterslides
- Easier Installation
- Cleaner Environment
- Smooth and Shiny Finish on Both Sides



**100% of Production Offered in RTM.  
All Family Rides & Bowl Rides Offered in RTM**

## TRANSLUCENT RTM WATERSLIDES

- Glassy Fiberglass
- Enriched Visual Impact
- Spectatular Appeal
- Visable Transparency



**Translucent RTM Waterslides since 2007!**

## SPECIAL PATTERN EFFECTS

- A More Attractive Look Compared to a Standard One Color Option
- Offering a Theme in Itself, Reduces the Theming Costs in General
- Add Great Value to the General Appearance of the Park



**Applicable in RTM Manufactured Slides Doubling the Visual Feast!**

## NATURAL LIGHT EFFECTS

- Available in RTM
- Applied into the Tunnel Type of Waterslides
- Dynamic Experience
- Patented
- No Electrical Equipment is Being Used
- Maintenance and Operation Requirements are Eliminated



**Safest, Costless, Most Fun and Most Colorful Light Effect Solution!**

## TRANSPARENT WATERSLIDES

- Crystal Clear
- Enriched Visual Impact
- Totally Transparent
- Glassy



**Strong Spectator Appeal!**

# SURF SAFARI®

NEW



Opening in  
**Cowabunga  
Bay, Las Vegas,  
United States  
in 2014**

This exciting new attraction features a daring 40-degree sloped entrance and a unique, parabolic design, that creates an illusion that adds to the adrenalin filled experience. As a result, thrill-seekers young and old alike will experience in totally new riding experience never before seen in a family-styled waterslide.

Surf Safari®'s exhilarating trip results from its stream-lined, parabolic bowl-shaped design which speeds four-person rafts through twists and turns, as the unexpected changes in momentum that will send hearts pounding before riders splash into pool or run-out exits. The unique slide path gives riders a longer voyage compared to other slides with similar offerings.

Surf Safari® can be themed to match any park's theme concept and is available with Polin's exclusive Magic Shine finish through closed molded fiberglass production technology. Magic Shine gives slides a glossy smooth appearance that enhances their esthetic appeal for both riders and spectators alike.

### PRIMARY FEATURES

- High capacity (four-person rafts)
- Unique geometrical shape
- Stream-lined design
- Slider returns to its point of origin.
- Waterfall feature (optional)
- Longer ride path
- Parabolic form
- Magic Shine finish ( RTM production)
- Pool or run-out exits
- Themed possibilities
- Half-open, half-closed and fully closed tunnel versions.
- Conveyor available (optional)

**Some models are not available  
in Canada and United States.**



Plan View



Front View

Opened in  
**Rixos  
Premium  
Antalya,  
Turkey**





GLOBAL MARKET  
LEADER IN DESIGN,  
MANUFACTURING,  
INSTALLATION OF  
WATERPARKS AND  
WATER PLAY ATTRACTIONS.



**Head Quarters**

Istasyon Mah. 1495/2 Sokak No: 1  
41400 Gebze - Kocaeli / TURKEY  
T. +90 262 656 64 67 pbx  
F. +90 262 656 64 75  
E-mail polin@polin.com.tr

**Offices in**

Africa - Asia - Europe and America

[www.polin.com.tr](http://www.polin.com.tr)

[f](#) [t](#) [in](#) [v](#) [u](#) [t](#) [g](#) [p](#) /polinwaterparks

